

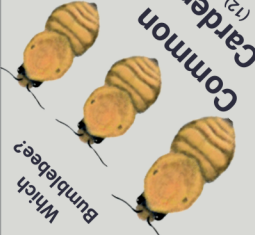







# ALLEGRA'S BUMBLING CHATTERBOX



<p>Which Bumblebee?</p>  <p><b>Buff-tailed</b> (10)</p>	<p>You have pollinated a...</p>  <p><b>Blackberry</b> (10)</p> <p>Where is your nest?</p> 	<p>You have pollinated a...</p>  <p><b>Cucumber</b> (8)</p> <p>Where is your nest?</p> 	<p>Which Bumblebee?</p>  <p><b>Red-tailed</b> (9)</p>
<p>You have pollinated a...</p>  <p><b>Tomato</b> (6)</p> <p>Where is your nest?</p> 	<p><b>An Abandoned Mouse Hole</b></p>	<p><b>Compost Heap</b></p>  <p>Where is your nest?</p> <p><b>COMPOST</b></p>	<p>You have pollinated a...</p>  <p><b>Peas</b> (4)</p> <p>Where is your nest?</p>
<p>You have pollinated a...</p>  <p><b>Raspberry</b> (9)</p> <p>Where is your nest?</p> 	<p><b>Bird Box</b></p> 	<p><b>Mossy Mound</b></p>  <p>Where is your nest?</p>	<p>You have pollinated a...</p>  <p><b>Pepper</b> (10)</p> <p>Where is your nest?</p>
<p>Which Bumblebee?</p>  <p><b>Common Gardener</b> (12)</p>	<p>You have pollinated an...</p>  <p><b>Apple</b> (3)</p> <p>Where is your nest?</p> 	<p>You have pollinated a...</p>  <p><b>Pumpkin</b> (7)</p> <p>Where is your nest?</p> 	<p>Which Bumblebee?</p>  <p><b>Tree</b> (4)</p>



TURN OVER FOR INSTRUCTIONS...

KS2





# ALLERGRA'S BUMBLING CHATTERBOX



## FOLDING INSTRUCTIONS

**1** Using scissors, cut out your template.

**2** Fold your square, to create a diagonal crease. and repeat on other side.

**3** Turn your square over and fold the corners into the middle.

**4** Turn your square over and again, fold the corners to meet the center.

**5** Fold your square in half. Repeat on other side.

**6** Slide your thumb and index finger under the four flaps, and pinch together...

## PLAYING INSTRUCTIONS

1. Ask a classmate to choose a bumblebee.
2. Spell out the name whilst moving the chatterbox, eg. T-R-E-E.  
If you get stuck, there are numbers in the corner, which tell you how many times to move the chatterbox.
3. Ask them to choose a habitat where their nest will be.
4. Count the letters in the fruit or veg whilst moving the chatterbox.
5. Pick a different fruit or veg, as your bumblebee will pollinate lots of different flowers in a day!
6. Lift the flap and read out your habitat.

