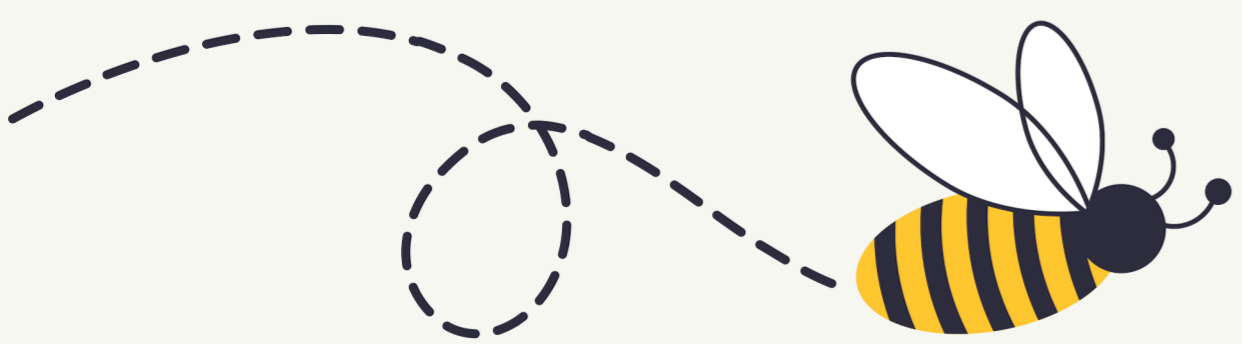




ALLEGRA'S BUMBLING CHATTERBOX

<p>Which Bumblebee?</p> <p>Buff-tailed (10)</p>	<p>You have pollinated a...</p> <p>Blackberry (10)</p> <p>Where is your nest?</p> <p>An Abandoned Mouse Hole</p>	<p>You have pollinated a...</p> <p>Cucumber (8)</p> <p>Where is your nest?</p> <p>Tree</p>	<p>Which Bumblebee?</p> <p>Red-tailed (9)</p>
<p>You have pollinated a...</p> <p>Tomato (6)</p> <p>Where is your nest?</p> <p>Shed</p>	<p>Compost Heap</p> <p>Where is your nest?</p> <p>Peas (4)</p>	<p>Compost Heap</p> <p>Where is your nest?</p> <p>Peas (4)</p>	<p>You have pollinated a...</p> <p>Peas (4)</p>
<p>You have pollinated a...</p> <p>Raspberry (9)</p> <p>Where is your nest?</p> <p>Bird Box</p>	<p>Attic</p> <p>Where is your nest?</p> <p>Tall Grass</p>	<p>Mossy Mound</p> <p>Where is your nest?</p> <p>Pepper (10)</p>	<p>You have pollinated a...</p> <p>Pepper (10)</p>
<p>Which Bumblebee?</p> <p>Common Carder (12)</p>	<p>You have pollinated an...</p> <p>Apple (5)</p> <p>Where is your nest?</p> <p>Pumpkin (7)</p>	<p>You have pollinated a...</p> <p>Pumpkin (7)</p>	<p>Which Bumblebee?</p> <p>Tree (4)</p>



TURN OVER FOR INSTRUCTIONS...



ALLERGRA'S BUMBLING CHATTERBOX

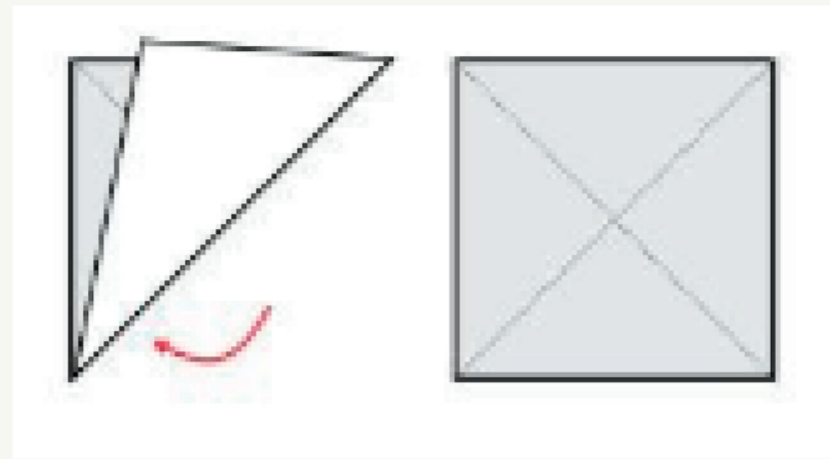


FOLDING INSTRUCTIONS

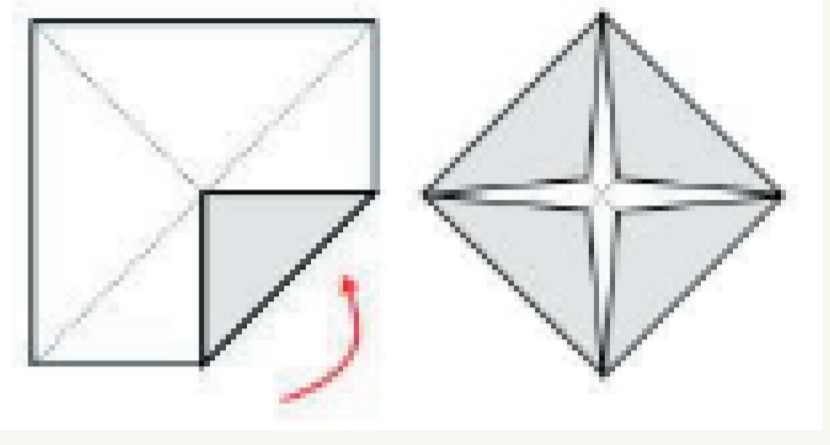
- 1** Using scissors, cut out your template.



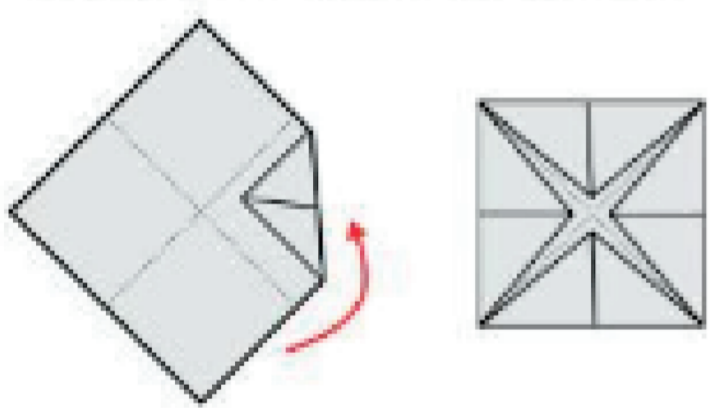
- 2** Fold your square, to create a diagonal crease. and repeat on other side.



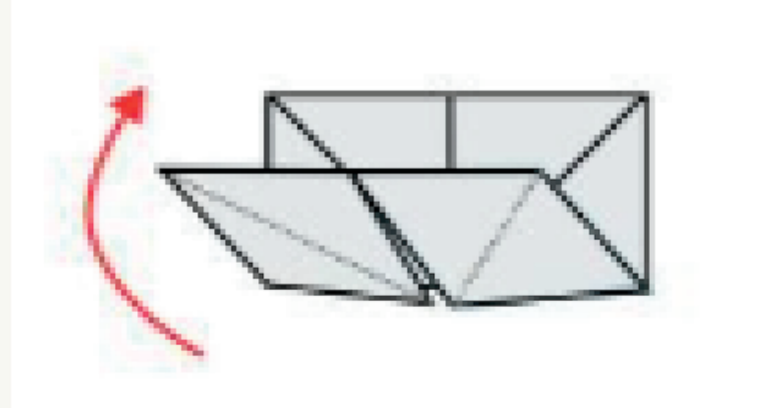
- 3** Turn your square over and fold the corners into the middle.



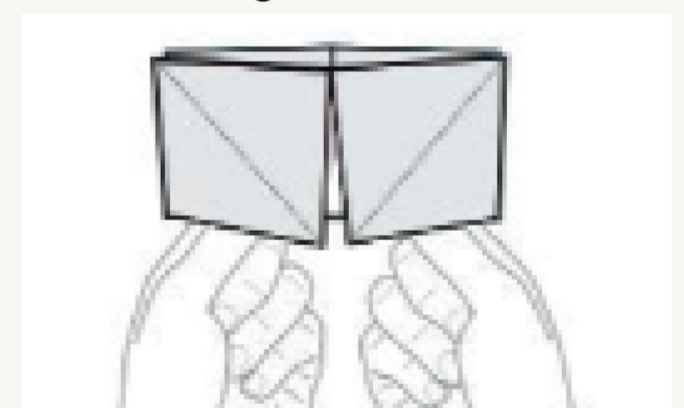
- 4** Turn your square over and again, fold the corners to meet the center.



- 5** Fold your square in half. Repeat on other side.



- 6** Slide your thumb and index finger under the four flaps, and pinch together...



PLAYING INSTRUCTIONS

1. Ask a classmate to choose a bumblebee.
2. Spell out the name whilst moving the chatterbox, eg. T-R-E-E.
If you get stuck, there are numbers in the corner, which tell you how many times to move the chatterbox.
3. Ask them to choose a habitat where their nest will be.
4. Count the letters in the fruit or veg whilst moving the chatterbox.
5. Pick a different fruit or veg, as your bumblebee will pollinate lots of different flowers in a day!
6. Lift the flap and read out your habitat.

